


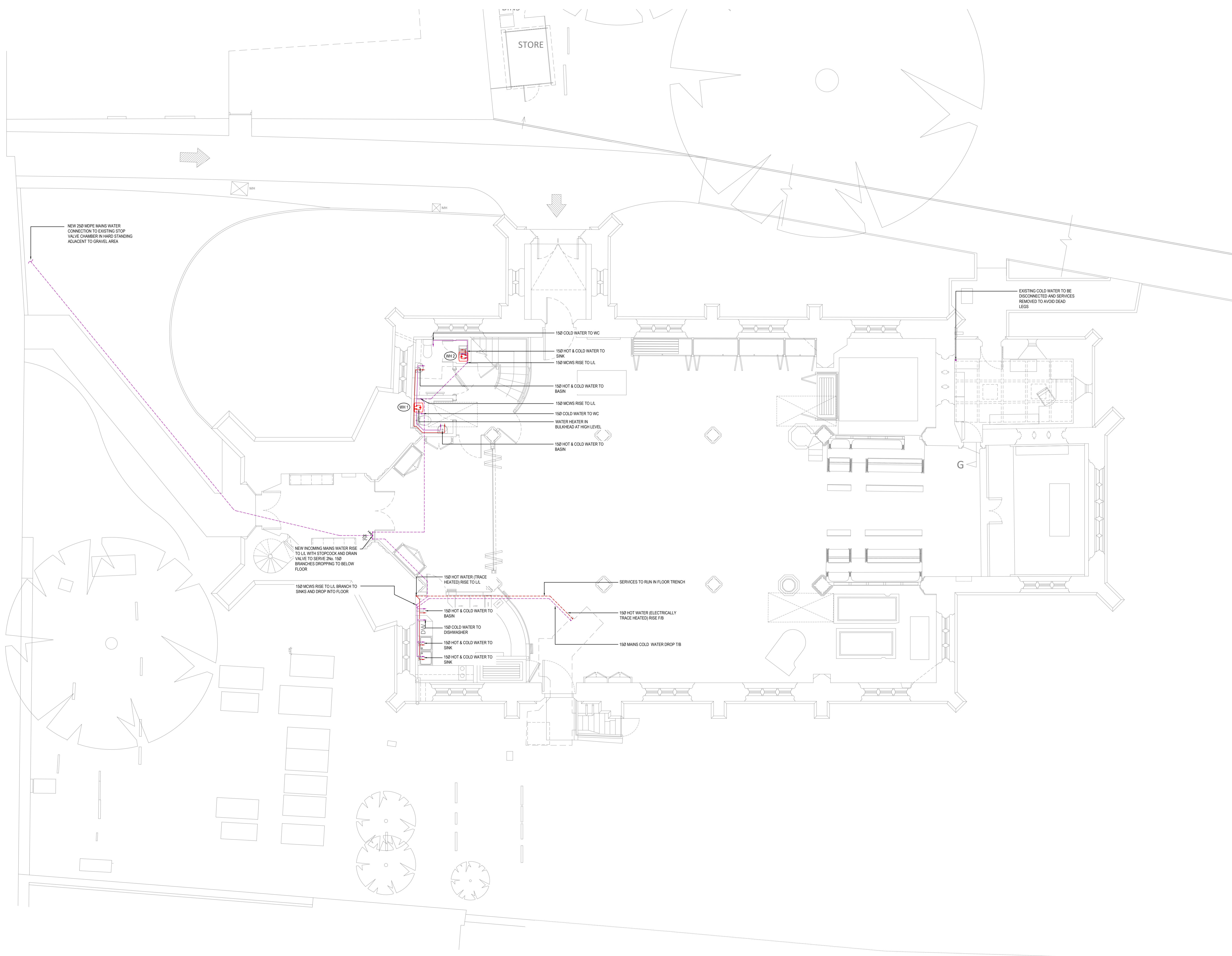


- LEGEND**
-  STOPCOCK
 -  DRAIN VALVE
 -  WATER HEATER



NOTES

1. THIS DRAWING SHALL BE READ IN CONJUNCTION WITH THE SPECIFICATION FOR MECHANICAL SERVICES INSTALLATION AND ALL ASSOCIATED MECHANICAL DRAWINGS LISTED THEREIN.
2. ALL MECHANICAL SERVICES DRAWINGS SHALL BE READ IN CONJUNCTION WITH ALL ASSOCIATED ARCHITECTURAL STRUCTURAL DRAINAGE AND ELECTRICAL SERVICES DRAWINGS.
3. THE CONTRACTOR SHALL CHECK AND VERIFY ALL DIMENSIONS ON SITE PRIOR TO COMMENCING CONSTRUCTION.
4. ASBESTOS MAY BE PRESENT IN ANY PART OF THE BUILDING. THE ASBESTOS REGISTER SHOULD BE CONSULTED PRIOR TO ALL WORKS, AND ALL SITE OPERATIVES SHALL BE TRAINED IN ASBESTOS AWARENESS.
5. WATER HEATER WH 1 AT LOW LEVEL IN CUPBOARD.
6. WATER HEATER WH 2 AT HIGH LEVEL IN CUPBOARD.
7. ALL WATER SERVICES BELOW FLOORS TO BE INSTALLED IN CONTINUOUS LENGTHS WITHOUT BURIED JOINTS.
8. ALL APPLIANCES TO BE PROVIDED WITH LOCAL SERVICING VALVES.

REV	DATE	DESCRIPTION
P3	11/10/22	NEW INCOMING MWS ADDED & CLIENT COMMENTS INCORPORATED
P2	03/10/22	UPDATED WITH ARCHITECTS COMMENTS



CLIENT	ST LAWRENCE CHURCH PCC		
PROJECT	PROJECT INSPIRE ST LAWRENCE CHURCH, LECHLADE		
TITLE	DOMESTIC WATER SERVICES LAYOUT GROUND FLOOR STAGE 3		
DRAWN	M.W.	SCALE	1:50 @ A0
CHECKED	D.G.	DATE	SEPT 2022
DRAWING No.	4184/M/02		REVISION
			P3