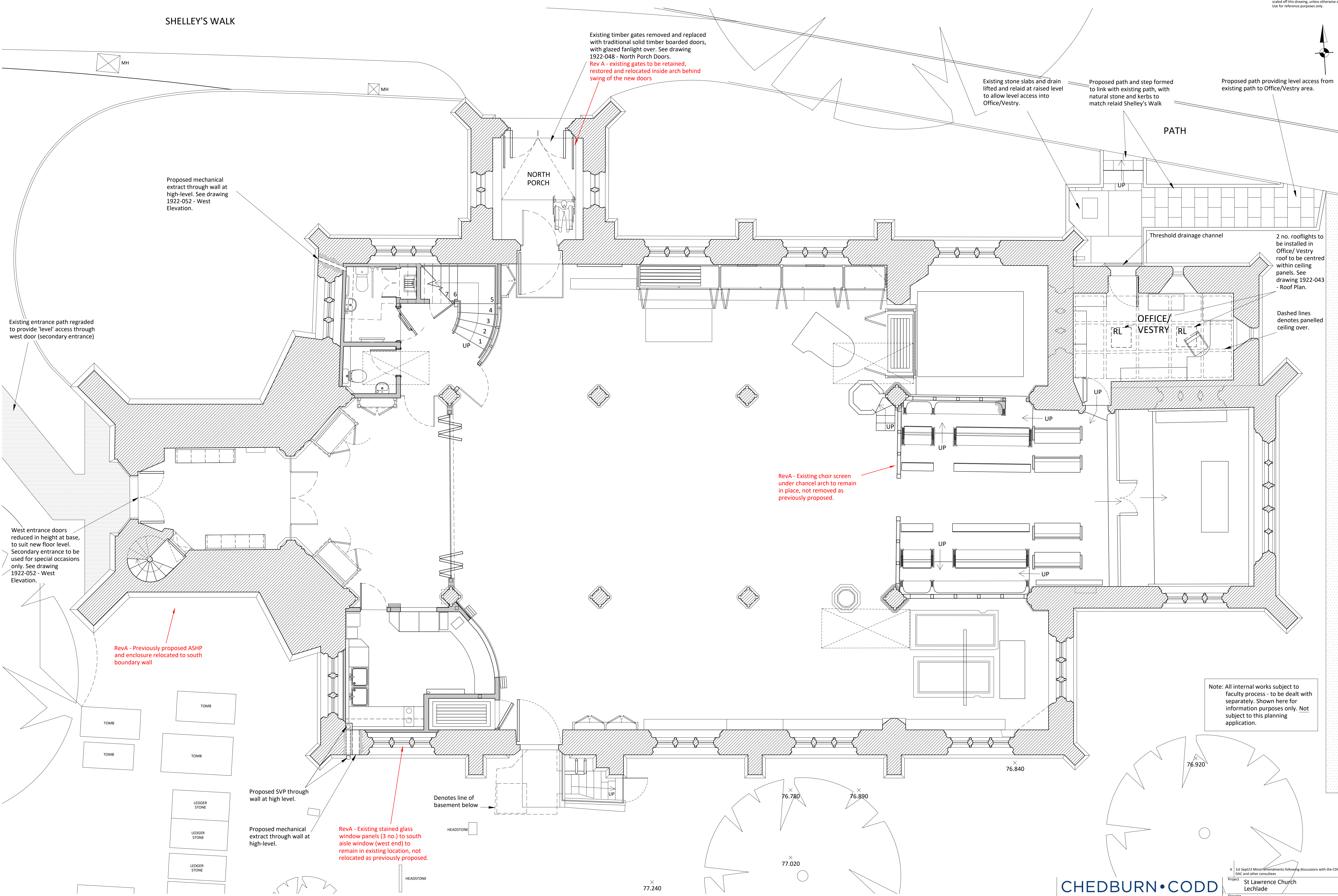
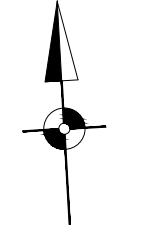


SHELLEY'S WALK



Existing timber gates removed and replaced with traditional solid timber boarded doors, with glazed fanlight over. See drawing 1922-048 - North Porch Doors.  
Rev A - existing gates to be retained, restored and relocated inside arch behind swing of the new doors

Existing stone slabs and drain lifted and relaid at raised level to allow level access into Office/Vestry.

Proposed path and step formed to link with existing path, with natural stone and kerbs to match relaid Shelley's Walk

Proposed path providing level access from existing path to Office/Vestry area.

Proposed mechanical extract through wall at high-level. See drawing 1922-052 - West Elevation.

Existing entrance path regraded to provide 'level' access through west door (secondary entrance)

West entrance doors reduced in height at base, to suit new floor level. Secondary entrance to be used for special occasions only. See drawing 1922-052 - West Elevation.

RevA - Previously proposed ASHP and enclosure relocated to south boundary wall

RevA - Existing choir screen under chancel arch to remain in place, not removed as previously proposed.

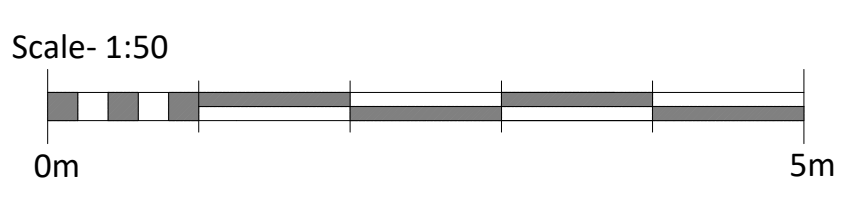
RevA - Existing stained glass window panels (3 no.) to south aisle window (west end) to remain in existing location, not relocated as previously proposed.

Threshold drainage channel

2 no. rooflights to be installed in Office/Vestry roof to be centred within ceiling panels. See drawing 1922-043 - Roof Plan.

Dashed lines denotes panelled ceiling over.

Note: All internal works subject to faculty process - to be dealt with separately. Shown here for information purposes only. Not subject to this planning application.



**CHEDBURN • CODD**  
CONSERVATION ARCHITECTS  
Historic Building Consultants

Glove Factory Studios, 1 Brook Lane, Holt, Bradford-on-Avon, Wiltshire BA14 6RL  
T: 01225 859999 www.chedburn.com e: chedburn@chedburn.com

A1 1st Sept 23 Minor amendments following discussions with the CDC, DAC and other consultees.	
Project	St Lawrence Church Lechlade
Drawing	Ground Floor Plan As Proposed
Stage	RIBA Stage 3 - Planning
Drawing No.	1922/042/A
Scale	1:50 @ A1
Date	Jan 2023